

## 2018/19 Pupil Premium Report Dated: 18/12/2018

### St Louis Catholic Academy

Headteacher's Name                      Nick Kerin  
 URN    139448



St Louis Catholic Academy is a 1.5 form intake primary school (PAN = 45), with 39 place Foundation Stage 1 (Nursery) provision, located in Newmarket, Suffolk, within the Catholic parish of Our Lady Immaculate and St Etheldreda. The school became an academy in April 2013 and is the founding school of the Our Lady of Walsingham Catholic Multi-Academy Trust. Children who attend the school live predominantly in Newmarket and the surrounding villages, and the majority transfer to St Benedict's Catholic School in Bury St Edmunds for secondary provision. There are 12 classes in the school, 14 teachers (including the Head of School and a Music Specialist), a Sports Coach and Sports Assistant, and support staff. There are currently 310 children on roll (98% capacity), plus Foundation Stage 1 children; SEN 3%; Pupil Premium 11%; BME 29%; EAL 27%; FSM 6%. The school offers 13 places for 30 hour provision in Foundation Stage 1, as well as wrap around care for children from FS2 to Y6 from 8am to 6pm to support working parents.

### 2018/19 Key Information

Pupil Premium Coordinator	Nick Kerin - Head of School	Date of last Pupil Premium Review	18/12/2018
Pupil Premium Link Governor	Kathryn Feehan	Date of next Pupil Premium Strategy Review	18/12/2019
Is the Pupil Premium statement on the school website	Yes	Date of when the website was last updated	18/12/2018

Pupil Summary	2018/19		2017/18		2016/17	
Number of Eligible Pupils (Deprivation)	34	10.8%	34	11.0%	35	12.0%
		LOW				LOW

**2018/19 Pupil Premium Report for St Louis Catholic Academy**



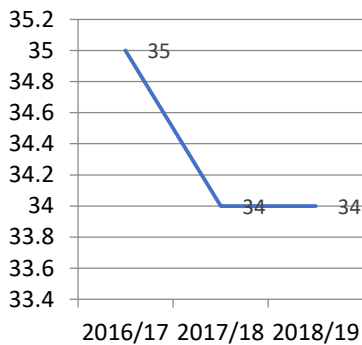
**2018/19 Current Position By Year Group As at 19/11/2018**

	Number on Roll	FSM Pupils	Ever6 Pupils	LAC Pupils	Post LAC Pupils	Service Children	Total Disadvantage	Total % Disadvantage
Year R	45	2	2	0	0	0	4	9%
Year 1	42	2	3	0	0	0	5	12%
Year 2	45	1	1	0	0	0	2	4%
Year 3	45	2	3	0	0	0	5	11%
Year 4	45	4	5	0	0	1	10	22%
Year 5	44	3	7	0	1	1	12	27%
Year 6	44	5	10	0	1	1	17	39%
<b>TOTAL</b>	<b>310</b>	<b>19</b>	<b>31</b>	<b>0</b>	<b>2</b>	<b>3</b>	<b>55</b>	<b>18%</b>

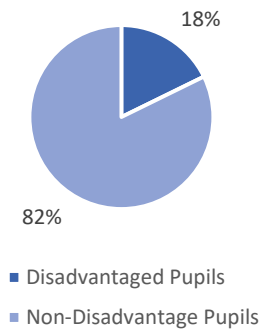
**1 Disadvantaged pupil is equivalent to 0.3%**

**Contextual Data**

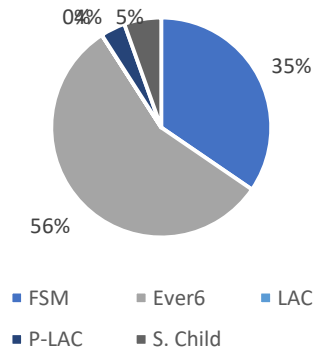
**% of Deprivation Pupil Premium Pupils**



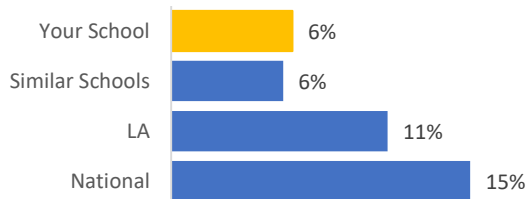
**% split of disadvantage and non-disadvantaged pupils**



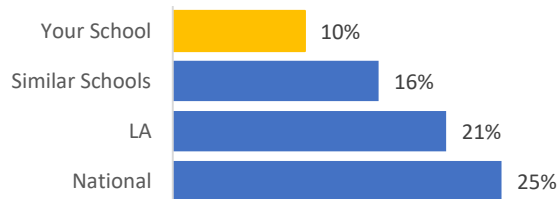
**% Breakdown of disadvantaged pupils**



**% of pupils that are FSM**



**% of pupils that are Ever6**

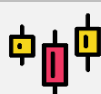


## 2018/19 Pupil Premium Report for St Louis Catholic Academy



### Historic Pupil Premium Data (Whole School) 2015/16 - 2017/18

Year	FSM	Ever6 Pupils	Total PP	Funding (£)	% of cohort
2017/18	4%	11%	34	£44,880	11%
2016/17	4%	11%	35	£46,200	12%
2015/16	5%	12%	43	£56,760	15%



### 2018/19 and 2017/18 Identified Barriers to Learning

2018/19			2017/18		
6	Internal	4	2	Internal	2
	External	2		External	0
	Not Specified	0		Not Specified	0

### Summary of Barriers to Learning

<b>A</b>	Weaker early language development, resulting in narrow expressive vocabulary range
<b>B</b>	Issues of self-esteem and resilience
<b>C</b>	Metacognition and self-regulation
<b>D</b>	Parental support / understanding of how to support
<b>E</b>	Gap in mathematical knowledge, skills and understanding compared to age-related expectations.
<b>F</b>	Gap in literacy knowledge, skills and understanding compared to age-related expectations.

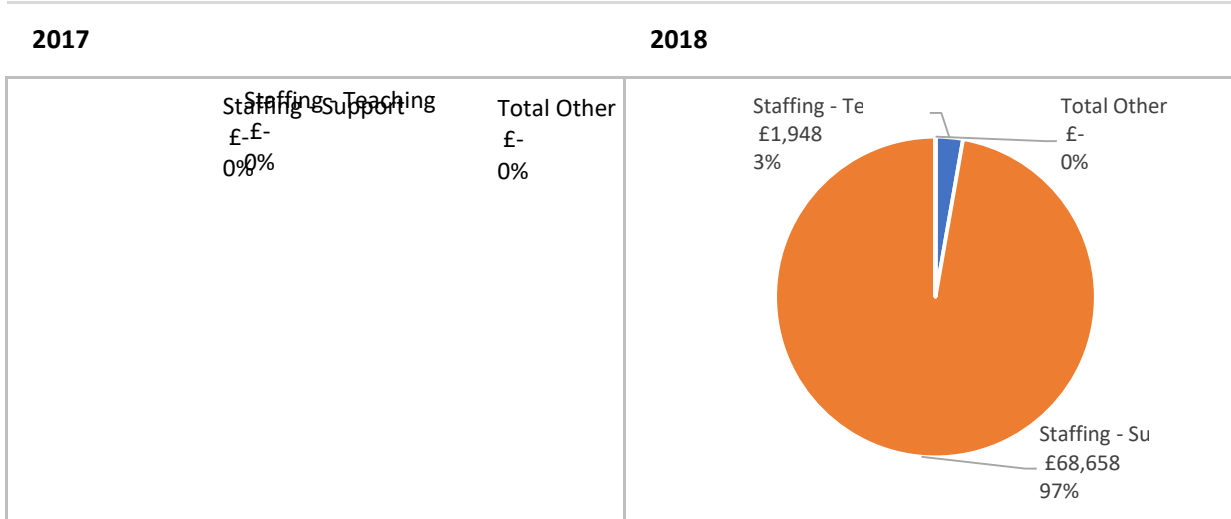
## 2018/19 Pupil Premium Report for St Louis Catholic Academy



### 2018/19 and 2017/18 Financial Summary (Deprivation Pupil Premium)

	2018/19	2017/18
Total Pupil Premium Allocation	£44,880	£44,880
Total Pupil Premium Expenditure	£44,880	£70,606
Surplus / Deficit	£0	-£25,726

### Spend by Category in 2017 and 2018



2018/19 Pupil Premium Report for St Louis Catholic Academy



Results Data - EYFS & KS1 2019 Forecast Data

EYFS Forecast Data		Disadvantaged Pupils		All Pupils	
% of pupils achieving a good level of development		↓ 50%	Nat. Av 54%	↓ 67%	Nat. Av 71%
KS1 Forecast Data		Disadvantaged Pupils		All Pupils	
% of pupils meeting the expected standard in the Phonics Screening Test		↓ 67%	Nat. Av 70%	↑ 88%	Nat. Av 73%
Percentage of pupils forecasted to be at the expected standard by	READING	↓ 50%	Nat. Av 63%	↑ 82%	Nat. Av 75%
	WRITING	↓ 50%	Nat. Av 54%	↑ 84%	Nat. Av 70%
	MATHS	↓ 50%	Nat. Av 62%	↑ 82%	Nat. Av 76%
Percentage of pupils forecasted to be working at a greater depth by	READING	↓ 0%	Nat. Av 14%	↓ 24%	Nat. Av 26%
	WRITING	↓ 0%	Nat. Av 8%	↑ 22%	Nat. Av 16%
	MATHS	↓ 0%	Nat. Av 11%	↑ 26%	Nat. Av 19%

Arrows compare against 2018 National average

**Key Headlines and Actions - EYFS and KS1**

Forecasts based on attainment and progress data held for the children as of December 2018; Y1 Phonics - 3 children disadvantaged; KS1 - 2 children disadvantaged.

Small group and/or individual Intervention support across the school, led by needs: Daily Individual Readers, Reading Comprehension groups, 1st Class @Number (Y1/2) support, enhanced individual support in all phases, additional phonics support (small group and 1-2-1).



## 2018/19 Pupil Premium Report for St Louis Catholic Academy



### Results Data - KS2 2019 Forecast Data

KS2 Forecast Data	Disadvantaged Pupils		All Pupils	
	Direction	Percentage	Nat. Av	Percentage
Percentage of pupils meeting the expected standard (RW&M)	↑	84%	Nat. Av 48%	↑ 88% Nat. Av 64%
Percentage of pupils achieving a high standard (RW&M)	↓	0%	Nat. Av 4%	↑ 21% Nat. Av 10%
% Achieving Expectations in Maths	↑	84%	Nat. Av 63%	↑ 88% Nat. Av 76%
% Achieving Expectations in Reading	↑	84%	Nat. Av 60%	↑ 88% Nat. Av 75%
% Achieving Expectations in GP&S	↑	86%	Nat. Av 67%	↑ 86% Nat. Av 78%
% Achieving Expectations in Writing	↑	84%	Nat. Av 66%	↑ 91% Nat. Av 78%

*Arrows compare against 2018 National average*

### Key Headlines and Actions - KS2

Forecasts based on attainment data as held to 19/11/18. Planned support for increasing attainment of expected RWM through implementation of the PiXL approach over the 2018/19, for the first year in line with direction from the Trust. 'All pupil' forecast represent an increase on 2018 outcomes. Forecasts reviewed October and February Pupil Progress Meetings in line with attainment and progress sent in class over time.

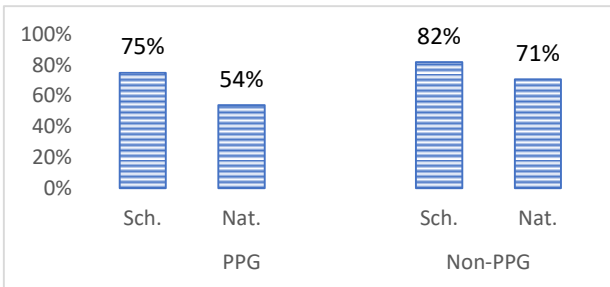
Small group and/or individual Intervention support across the school, led by needs: Daily Individual Readers, Reading Comprehension groups, enhanced individual support in all phases, additional phonics support (small group and 1-2-1), Mathematics booster groups (Y5/6).



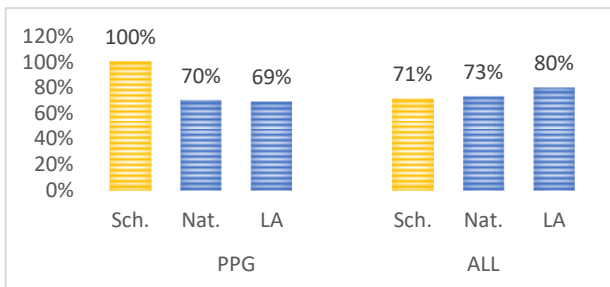
2017/18 Benchmarking Data

2017/18 Benchmarking Data EYFS and KS1

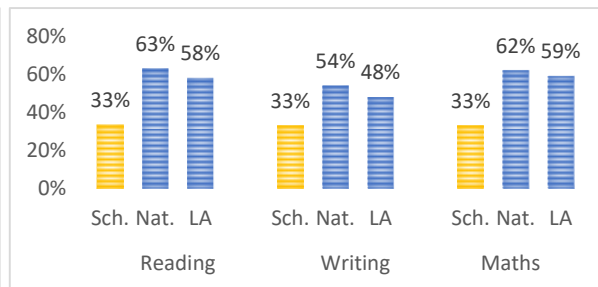
% of pupils achieving a Good Level of Development



Phonics Screen Test Results



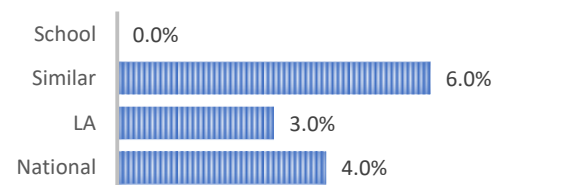
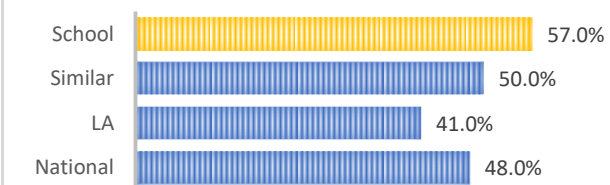
PPG Results by Subject



2017/18 KS2 Benchmarking Data for Pupil Premium Pupils

% Pupils who met the expected standard in 2018/19

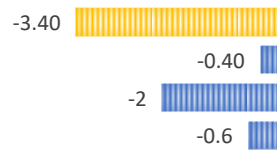
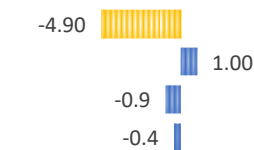
% Pupils who achieved a high standard in 2018/19



PPG Progress Score  
READING

PPG Progress Score  
WRITING

PPG Progress Score  
MATHS





### Further Supporting Commentary

The attainment and progress of any children registered as receiving Pupil Premium (PP) are closely monitored throughout the school year by their classteachers on an on-gonig basis, in addition to being discussed with the Head of School in detail during Pupil Progress meetings which are held twice per year (October and February/March). Appropriate support and intervention are identified on an on-going basis for PP and other children in each year group, using effective group and individual support from classteachers and teaching assistants. Support is recorded and monitored through the school's provision map and adjusted as necessary in response to children's needs as they make progress against the curriculum.





## Rates, Abbreviations and Terminology

### Pupil Premium Rates (annually per pupil)

Primary School - Reception to Year 6	£1,320
Secondary School - Year 7 to Year 11	£935
Looked After Children (LAC)	£1,900
Service Children - Reception to Year 11	£300

### Abbreviations / terminology used in this report

PPG / Non-PPG	Pupil Premium Grant
Ever6	Pupils who have been in receipt of Free School Meals at any point in the last 6 years (for the 2017/18 year this goes back to May 2011)
EYFS	Early Years Foundation Stage - Includes pupils up to and including Reception
FSM	Free School Meals
KS1	Key stage 1 - Pupils in Year 1 and Year 2
KS2	Key stage 2 - Pupils in Year 3 to Year 6
KS4	Key stage 4 - Pupils in Year 10 and Year 11
Nat. / Nat. Av	National / National Average
NOR	Number On Roll
RW&M	Reading, Writing and Maths
SEND	Special Educational Needs and Disabilities
Disadvantaged	Includes pupils eligible FSM, Ever6 or are LAC
LAC	Looked After Children